



Scuttlebutt




October 2025

FIFTY POINT
YACHT CLUB

2025 Issue #10

10th Place Photo by Julie Wickett



Autumn whispers, the lighthouse listens.

Want to submit a Photo for our Contest? Send the Picture with background information (Location, boat name, photographer's name, etc. to info@fpvc.ca – Thank you!

Commodore's Message



Once again, fall is knocking on the door as we prepare to put our boats away for the winter months ahead. That had to be the quickest summer on record! I mean, it seems it was just yesterday we were launching boats and happily preparing for the long boating season ahead. I guess time really does fly when you're having fun. And boy, we sure had a lot of fun in 2025 with new social events, awesome club cruises, and various pop-up dock parties throughout the summer. Of course, the credit for all that activity goes to our awesome Social and Cruise Directors as they really turned up the heat this season. I cannot thank them enough for their outstanding creativity and execution efforts this year. Great Job!

Our final event of the summer, "End of Season Tailgate Party", was no exception as members gathered this past Sunday at D-Dock to watch the Buffalo Bills defeat the New Orleans Saints (Go Bills) and witness the Blue Jays clinch their first AL Division victory in over 10 years. All while enjoying delicious wings, rings, and fries cooked up by members Dave and Donna Latchford, as well as pizza and member-provided dishes and treats. Congrats to Peter Collins who claimed the 50/50 prize on such a beautiful day in September. Thanks go to Lindsay, Chris, and Krista for creating and executing such a fun afternoon, to the many members who helped with set-up and tear down, and to Sam Slade for providing the Football and Baseball TV entertainment. A great team effort!

Ben and Diederik put together an awesome Cruise program this year with visits to: The Oakville Club, National YC, Port Credit YC, Bronte YC and finally, the Etobicoke YC for the air show. I know they are hard at work reserving cruising destinations for next summer before they all book up. Club cruises are an excellent way to experience new destinations as a group and a great way to meet fellow members in the process. We had many "first-time" cruise participants in 2025, a trend I trust will continue in 2026. Special thanks go to the many Cruise Captains who volunteered to help coordinate the cruises while underway and at their destination club. Look for the 2026 cruise list over the coming months.

As you know, our primary goal this year was to boost "member value" by growing our social activities and events. Based on the member feedback I have received to date, I think we have definitely moved the needle in that direction. Of course, there is always room for improvement so expect to receive a Member Survey soon as we gather your feedback for this year's events and gather your ideas for the coming winter and summer season.

Speaking of winter, we have started planning a "Learn to Curl" clinic for the afternoon of Saturday January 17 at the Grimsby Curling Club. Members will have an opportunity to participate in the clinic or just come to watch the fun and socialize with fellow members in the lounge. Details and a registration form will follow as the date draws nearer. Thanks go to Peter Collins for helping set up the event with the Curling Club. Winter events such as Euchre Nights and Trivia Nights are also on our short list, but other suggestions welcome to help us pass the long winter months. Please send your event ideas to any Board Member for consideration.

We are also planning a few changes to our Annual Members Meeting this year. First, the meeting will be an in-person event with a virtual option. Our last in-person Member Meeting was in November 2019, before the pandemic. The intent of a live meeting is to allow for better member engagement

and dialogue during the meeting while providing us another opportunity to get together and catch-up during the winter season. The meeting will likely take place at the Grimsby Legion branch 127 on Sunday January 25 at 2 pm with a reception to follow.

The purpose of holding the meeting in January is to provide the Board ample time to prepare and circulate the 2025 year-end materials to Members at least 21 days prior to the meeting date (as required by our bylaws) and secondly, to avoid the busy December/Christmas season. A virtual attendance option will also be available for members who are unable to attend in person. Please mark January 25 on your calendars and stay tuned for a formal Meeting Notice in November.

That's all for this month. Enjoy this month's issue and good luck winterizing your boats. Remember to work safely while preparing for haul out and while up on your ladder or boat. ⚓



Board Members 2025



Commodore
Phil Kling
pkling@fpyc.ca

Past Commodore
Vacant



Secretary
Bill Wickett
bwickett@fpyc.ca



Vice-Commodore
Sam Slade
sslade@fpyc.ca




Communications Director
Victor Hache
vhache@fpyc.ca



Treasurer
Rita Kling
rkling@fpyc.ca
treasurer50@yahoo.com



Cruising Director
Ben Douglas
bdouglas@fpyc.ca



Cruising Director
Diederik Kloosterman
dkloosterman@fpyc.ca



Membership Director
Mark Fischer
mfischer@fpyc.ca



Membership Director
John Robinson
jrobinson@fpyc.ca



Social Director
Lindsay Mann
lmann@fpyc.ca



Social Director
Chris Pollard
cpollard@fpyc.ca



Social Director
Krista Toussaint
ktoussaint@fpyc.ca



Director-at-Large
Marcus Toussaint
mtoussaint@fpyc.ca

This Month's Content

- Commodore's Message
- Tailgate Party
- Why Sponsor FPYC?
- Membership and Membership Perks
- Boat Winterization - What All Owners Should Know
- CanBoat/Nautisavoir (CPS) Update
- Our Sponsors
- Classic Pork with Apples
- Items of Interest

Tailgate Party - September 28th



Photo Credit: T Dinyer, L Mann, B Wickett

Tailgate Party - September 28th




Photo Credit: T Dinyer, L Mann, B Wickett

Social Committee Calendar

(Schedule Subject to Change)



**BECOME A FPYC MEMBER AND
ENJOY SPECIAL EVENTS &
EXCLUSIVE MEMBER PERKS
ALL SEASON LONG!**

2025

EVENTS SCHEDULE



**PRE-LAUNCH BBQ
SAT. APRIL 26**



**BEACH LUAU -
SAT. AUG 23**



**WELCOME
POTLUCK -
SAT. MAY 24**



**TAILGATE PARTY
SUN. SEPT. 28**



**SAIL PAST -
SAT. JUNE 21**



**FRIDAY NIGHT MIX &
MINGLES - EVERY
FRIDAY!**



**SUMMER BBQ -
SAT. JULY 12**



**FRIDAY NIGHT DOCK
PARTIES -
MAY 16, JUNE 13,
JULY 18, AUG 15**



For More Information & to Become a Member

www.fpyc.ca

[www.https://www.instagram.com/fpyc.ca/](https://www.instagram.com/fpyc.ca/)

Why Sponsor FPYC???

Our Social Committee is working hard on putting together a great slate of activities for FPYC Members. To keep Member cost at a minimum or even at no-cost at all, we must count on important Sponsorships. Krista Toussaint is leading our initiative to propose suitable Sponsorship Opportunities. If you know any organization who would be willing to Sponsor FPYC, please reach out to Krista directly!



Fifty Point Yacht Club is nestled within the scenic Fifty Point Conservation Area, offering a perfect blend of natural beauty and modern convenience. Ideally situated just off the QEW Niagara, it provides easy access to nearby shopping, amenities, and vibrant neighboring communities.

CONTACT DETAILS FOR SPONSORSHIP - KRISTA

📞 905-973-1324
✉ krista_toussaint@yahoo.ca
🌐 www.fpyc.ca
📍 1479 Baseline Rd., Stoney Creek

WHO WE ARE

A thriving non-profit yacht club with nearly 100 members and growing, located in a marina featuring 336 boat slips. Boaters from near and far gather to enjoy a fun season filled with social events and exciting cruises. The majority of our members reside within a 30-minute radius, primarily from the Hamilton and Niagara regions. We welcome all ages and host many families!

WHEN OUR SEASON OPERATES

Our boating season runs from April to October, with events and membership perks offered all year round.

This year we have weekly and monthly events planned along with five cruises to neighbouring yacht clubs.

WHY SPONSOR US?

With close to 100 members and growing PLUS access to 336 Boat Slips plus visiting friends and families...

The possibilities are endless!

- We are a close-knit club built on strong community connections, with referrals playing a key role—especially for boat-related services, local dining, activities, and shopping.
- Our members share common interests, a passion for boating, and an appreciation for the finer things in life. Many spend weekends and extended stays at the club, seeking local places to dine, shop, and explore.
- We host a variety of weekly and monthly events, providing a fantastic opportunity for sponsors to showcase their brands through promotional items, prizes, signage, and giveaways.
- Our diverse membership spans all ages, including many families. Additionally, we welcome social members from the local community who may not be boaters but enjoy being part of our vibrant club.

Levels of Sponsorship

SPONSORSHIP OPPORTUNITIES

FIFTY POINT YACHT CLUB

 <p>PLATINUM SPONSOR \$1000</p> <ul style="list-style-type: none"> • Quarter size ad in Scuttlebutt for 12 months (\$375 value) - emailed to all members and displayed on Marina Board by Marina Office and Restaurant • Official sponsor of One Event/Directional Sandwich Board • Opportunity to place promo items in gift bags to all members at events • Social Media Advertising - two ads per month from May to September • Signage as Co-Host at One Major Event 	 <p>GOLD SPONSOR \$500</p> <ul style="list-style-type: none"> • Quarter size ad in Scuttlebutt for 12 months (\$375 value) - emailed to all members and displayed on Marina Board by Marina Office and Restaurant • Opportunity to place promo items in gift bags to all members at events • Social Media Advertising - one ad per month from May to September 	 <p>SILVER SPONSOR \$250</p> <ul style="list-style-type: none"> • Business size ad in Scuttlebutt for 12 months (\$275 value) - emailed to all members and displayed on Marina Board by Marina Office and Restaurant • Opportunity to place promo items in gift bags to all members at events • Social Media Advertising - two ads per Season (from May to September) 	 <p>BRONZE SPONSOR \$100</p> <ul style="list-style-type: none"> • Business size ad in Scuttlebutt during one month of our busy summer season (from May to September)- emailed to all members and displayed on Marina Board by Marina Office and Restaurant • Opportunity to place promo items in gift bags to all members at events • Social Media Advertising - one ad per season (from May to September) 	 <p>OTHER OPPORTUNITIES</p> <ul style="list-style-type: none"> • Provide prizes for events (gift cards, promo items, etc) • Provide membership perk
--	---	--	---	--

CONTACT: KRISTA_TOUSSAINT@YAHOO.CA

Members Perks Program



GTHN Boat Polishing - 10%
Pita Pit- 10%
Kelsey's - 20%
Freshii - 15%
DNA Pizza - 10% on orders over 15.00
Booster Juice - 15%
Sunset Grill - 15%
Lazeez Shawarma - 15%
Pho Huy - 15%
Marine Doctors – 10% off labour
imPerfect Fresh Eats, Winona Crossing Plaza – 10%
Noodlebox, Winona Crossing Plaza – 10%

Members must present their membership cards to the server to receive the discounts.

If you have any “Perk” suggestions, please send us an e-mail at info@fpyc.ca

Boat Winterization- What All Owners Should Know

By: Richard Crowder ([link](#))

It's getting to be that time of year again...

Winterizing is one of those joys (or necessary tasks – depending on your outlook) of boating in Canada, or almost anywhere in North America unless you boat in southern Florida or southern California.

“Necessary” in the sense of protecting onboard systems involving fresh water to prevent freezing over the winter layup period and causing expensive damage come spring. Potentially “joyful” in the sense that it provides an opportunity to clean, refresh, and protect your boat, the pastime that provides you and your family so much enjoyment.



The following is not intended to be a step-by-step series of instructions on how to complete each task as that would take pages. Rather, it is an overview of “to-do” items you should consider

depending on your available time and talents. Those freshwater onboard systems must be winterized carefully and completely, whereas other items are optional but desirable to enhance the life, appearance, and enjoyment of your boat.

For the essential systems in the first section below, if you are not mechanically inclined or do not possess the necessary tools, it is highly recommended you have your favourite qualified marine dealer complete those tasks for you. Also, if these systems, especially the engine and drive train are still under manufacturer’s warranty, it is highly recommended that a qualified dealer perform these tasks and take responsibility for performing them “by the book.”

Essential Onboard Items Requiring Winterization

1) General Guidelines:

A) For detailed step-by-step winterizing procedures for all the essential items below, consult the manufacturer’s owner’s manual for each one, or alternatively the manufacturer’s website will provide these step-by-step instructions to properly complete each task.

B) Compressed air is now being used more and more by marine dealers to “blow” the water out of lines, tanks, and pumps. They choose this method to eliminate the use of much of non-toxic antifreeze which must be environmentally and properly disposed of. There are risks in using compressed air and if you are not careful, you could cause damage with over-pressurization. There is also the possibility of not eliminating all water gathered in nooks and crannies in the system.

C) Use of non-toxic antifreeze remains the winterizing method of choice as, if used properly, will circulate into every place where water has been and thus provide the necessary protection from freezing. Non-toxic antifreeze is propylene glycol and is safe for water systems. It is also relatively safer in case some should accidentally spill into the environment.

Never ever use ethylene glycol, which is the antifreeze used in your automobile radiator as it is highly toxic both to you and our environment. Even when using non-toxic antifreeze for winterizing, take precautions to catch any overflow in containers as opposed to letting it spill onto land or into our

lakes and rivers. This especially applies come springtime when you are flushing the non-toxic antifreeze out of your various systems. Any “used” antifreeze you are being rid of must be properly disposed of at a toxic waste disposal facility often found at your local municipal landfill facility.

Always choose a non-toxic antifreeze (pink in colour) which has the lowest possible freezing rating, usually prominently displayed on the front of the jug. A minus 50-degrees Celsius rating is common but if you can find some with an even lower rating, please spend the extra few dollars. The reason is that some small bits of water may still be trapped in places, thus diluting the antifreeze and reducing its effectiveness.

D) Almost all the systems listed below will have an inline filter/sea strainer near the source of the incoming water where it feeds the engine or pump as the case may be. This filter should be removed and cleaned or replaced depending whether it is reusable or not.



E) Before you haul your boat from the water for the final time prior to winterizing, add a fuel conditioner to your fuel tank (especially essential for diesel fuel), then then run your engine for at least fifteen minutes to ensure the conditioner is present throughout the fuel-feed system and into the engine. This includes running your generator, too. Then fill your fuel tank to prevent the build-up of condensation in your fuel tank over the winter layup period.

F) If you have a toilet on board, get a pumpout and a rinsing of the holding tank prior to any winterizing.

2) Inboard/Sterndrive Engines:

Remove the old crankcase oil in the fall so that the acidic deposits from combustion don't sit inside your engine all winter. Warm up your engine to make the oil flow easier, then change the oil and oil filter, and run the engine again for a few minutes to allow the fresh oil to coat the internal surfaces. Change the fuel and water separating filter (if any). Run the engine briefly out of the water to force as much water out as possible. Replace with non-toxic antifreeze. This may involve using “earmuffs” over the water intake on the outdrive. Check the level and quality of antifreeze in the reservoir of the fresh-water cooling system (if any) and top up or replace as needed. Some manufacturers may

recommend “fogging” the engine with a special lubricant. Always follow the manufacturer's recommendations.

On an inboard drive system, check the transmission oil for quality and quantity and top up or replace if needed.

For a sterndrive system, ensure the outdrive is vertical. Check for quality and quantity of gear oil in the housing. If any water or metal filings are present, now is the time to have the drive removed and the problem fixed. If no problems are spotted, top up or replace the lower unit gear oil according to manufacturer's recommendations – sometimes every year; sometimes every two years. Tilt up the drive and inspect the rubber boots encasing cables, water lines, and exhaust. Any unusual wear, tears, or cracks will necessitate the replacing of these boots.

Finally, encase the propeller in a sturdy plastic bag to prevent rain or melt water from entering the propeller housing and freezing, or if necessary, remove the propeller and store indoors.

3) Outboard and Jet Drive Engines:

Today's outboard and jet drive engines are extremely sophisticated, and it is important you follow manufacturer's recommendations. Four stroke

engines will require engine oil and oil filter changes, as well as fuel filter and water-separating filter changes. Modern two-stroke engines are much more sophisticated than those of your father's, and therefore it is most important to follow the manufacturer's recommendations. The oil in the gear cases in the lower housing needs to be checked, as in the sterndrive as indicated in the above section. Engine "fogging" is generally recommended for older two-stroke outboards. Most outboards automatically drain cooling water from the engine block when in a vertical position. As with a sterndrive, bag or remove the propeller as indicated in the above section.

4) Toilets, Sinks, Showers, Transom Showers, Freshwater Washdowns, and Hot Water Tanks:

For a recirculating "chemical" toilet, add non-toxic antifreeze to the attached tank and operate the hand pump mechanism until some antifreeze comes through into the toilet bowl.

For manual, electric, and vacuum-style toilets with separate holding tanks, first drain the onboard freshwater tank. Then flush the toilet a few times to remove any remaining water in the lines. Remove the water supply hose at its source, insert into a jug of non-

toxic antifreeze. Flush the toilet until only the pink antifreeze comes through. Leave some antifreeze in the bowl all winter.

For sinks and showers, first turn off (and tape off) the hot water heater electrical breaker, and drain the hot water tank using the drain spigot at the bottom of the tank. Then turn on the freshwater pump and open all faucets, cold and hot until only air comes out. Remove the water supply hoses, hot and cold at their source, and insert into a jug of non-toxic antifreeze. Open all faucets starting with the ones furthest from the source until only the pink antifreeze comes out each one.

Don't forget your transom shower, cockpit sink, and freshwater washdown as well as your ice maker.

Don't forget your (usually raw water) anchor washdown and raw water cockpit washdowns, if any. These will be separate from your freshwater systems. Also remember your dockside pressure water inlet. Finally, run your shower sump pump to get rid of as much water as possible and then add antifreeze and pump again until the pink comes out. Catch all antifreeze being expelled by sink drains or the shower sump drain and any other drains on the outside of your boat using jugs or basins.

Air Conditioner systems must also be winterized using antifreeze as

they utilize raw water pumped in and out. These are tricky, and it is important to follow the manufacturer's guidelines for winterizing.

Finally, scrub your bilge with a biodegradable cleaner to remove any oil film and residue. Rinse with water and pump your bilge (while catching all effluent on the outside of the boat), then put antifreeze in your bilge and bilge it again. Then remove your hull drain plug and put it in a safe place for the winter where you will not forget to replace it prior to launching.

5) Non-Essential but Desirable Winterizing Activities

When the boat comes out of the water for the final time and while it is still wet, clean the hull bottom with a scrub brush and biodegradable cleaners if necessary. Later you can decide on full topsides and hullsides washing and waxing. Remove all contents from the anchor and transom lockers, clean and dry them thoroughly (as well as lines and fenders), then dry these lockers prior to reloading the contents.


Unless your boat is destined for indoor heated storage, condensation will form on any enclosed surfaces which include the interior and the cockpit since it will be enclosed with a tarp or shrink wrap. Purchase some moisture-absorbing products


readily available at any marine dealer and spread these containers liberally throughout the enclosed area per the instructions on the product. This is all in aid of the prevention of mold and mildew. To further aid in this regard, remove as many cushions, pillows, bedding, curtains, PFD's etc. as possible and store them aired out indoors. Remove as much canvas as practical and first clean and then store similarly. Open as many hatches and cupboards as possible and leave them propped open. Do the same with any microwave, fridge, or freezer

doors. Leave all remaining cushions, mattresses, etc. propped up to let air circulate around them. Ensure all batteries are fully charged and preferably remove them from the boat for the winter. Clean the terminals. Finally, ensure the battery switches and shore power are all turned off. You are now ready to tarp or shrink wrap ensuring that there is venting to allow air circulation. If you are storing your boat on a trailer, then best to rest the trailer frame on blocks to take the weight off the suspension and tires. It is also a great theft deterrent.

Good luck. Have a great winter. See you again next spring.

For more information on storage and maintenance check out the recommendations from these manufacturers:

- 1) [Mercury Marine Maintenance](#)
- 2) [Yamaha Outboard Maintenance](#)
- 3) [Suzuki Outboard Maintenance](#)
- 4) [Honda Maintenance & Operation](#)
- 5) [Tohatsu Maintenance Resources](#)
- 7) [Volvo Penta Service Resources](#)
- 8) [Yanmar Engine Maintenance](#)
- 9) [Ilor Engine Resources](#)
- 10) [Universal Atomic Four Resources](#) 



Update from CanBoat/Nautisavoir

Boating Mini-Courses for New Boaters — or Anyone Who Needs a Confidence Boost!

Scared to dock? Unsure about tides? These 2-hour online boating mini-courses are made for you.

Six Mini-Courses Options to keep you engaged throughout the off-season!!!

- ☞ Docking with Confidence
- ☞ Avoiding Collisions
- ☞ Anchoring with Assurance
- ☞ Aids to Navigation
- ☞ Knots and Lines
- ☞ Boating in Tidal Waters.

[Start Now!!!](#)

#####



Our Platinum Sponsor




PRIMERICA®

- RRSP • TFSA • RESP • Life Insurance
- Pension Commuting

PRIMERICA FINANCIAL SERVICES

*"You should never be proud of yourself
for doing the right thing,
you should just do the right thing."*

JC Horvath

1275 Rymal Road East, Hamilton, ON
Direct: 905-598-3426 jhorvath@primerica.com
www.primerica.com/jchorvath  [@jchorvathpri](#)



Our Gold Sponsors



GTHN BOAT POLISHING
INFO@GTHNBOATPOLISHING.CA
289-698-5909

FALL SPECIAL!

Minimize your Spring to do list! Just wash, wax, launch!
Book your fall compound/polish now and save!

Includes:

- Hull Power wash
- Waterline Removal
- Hull Compound
- Hull Polish and Protect

\$40/ft
Tax & Discount Incl.

BOOK NOW!

289-698-5909 - Info@gthnboatpolishing.ca

BONTEMPO
WEALTH MANAGEMENT

BMO Nesbitt Burns

A team that has been around for over 30 years, here to help you. Reach out to learn what we can do for you.

Felice V. Bontempo, MBA, CIM®

Senior Wealth Advisor & Portfolio Manager

905-681-7151

Felice.bontempo@nbpcd.com

Maxwell Bontempo, CIM®

Investment Advisor

289-962-8352

Maxwell.bontempo@bmo.com

Sarah Galoni


Senior Administrative Associate

905-633-0138

Sarah.galoni@nbpcd.com

<https://nesbittburns.bmo.com/felice.bontempo/>


Our Silver Sponsors



Aaron Porcaro
PARTNER | MORTGAGE AGENT LEVEL 2

📞 905-540-7399
🌐 TRIEDANDTRUEMORTGAGES.CA
✉️ AARON@TRIEDANDTRUEMORTGAGES.CA
📍 161 DUNDURN ST S
HAMILTON, ON L8P 4K4
🕒 BROKERAGE LICENSE #12183

"Helping you take advantage of banks and not let banks take advantage of you!"



Serving Niagara Region

LEARN MORE


GORILLA
PROPERTY SERVICES

905-963-9059
gorillapropertyservices.com



CUSTOM DESIGNED STORAGE SOLUTIONS

CLOSETS | GARAGES | HOME OFFICES
MURPHY BEDS

LET'S DESIGN YOUR PERFECT SPACE TOGETHER.

BOOK YOUR FREE CONSULTATION!

📞 289-835-2001
✉️ admin@closetenvy.ca
🌐 closetenvy.ca
📍 35 Franklin St.
Waterdown, ON
L0R 2H0

Sponsors

CALL TODAY FOR
A FREE MARKET
EVALUATION!

905.664.7900

A FAMILY OF
REALTORS.

MAREL
REAL ESTATE BROKERS

BROKER
JEREMY
VANDERMAREL

BROKER
HEIDI KIRK

MARELBROKERS.COM
INFO@MARELBROKERS.COM
416-733-0476

October 2025



Boo!

Classic Pork with Apples!!

(Recipe/photos: Dairy Farmers of Canada)

Servings: 6 | Cooking Time: 20 Mins | Prep: 15 Mins

Ingredients

- 1/2 tsp (2 mL) salt
- 1/2 tsp (2 mL) paprika
- 1/2 tsp (2 mL) dried thyme leaves
- 1/2 tsp (2 mL) black pepper
- 6 boneless pork loin chops about 3/4-inch (2 cm) thick
- 3 to 4 tsp (15 to 20 mL) butter
- 1 large red or green unpeeled apple
- 1/2 cup (125 mL) finely chopped onion
- 1 clove garlic minced
- 1/3 cup (75 mL) apple cider or juice
- 2 tbsp (30 mL) Dijon mustard preferably grainy-style
- 2 tbsp (30 mL) all-purpose flour
- 1 1/3 cups (325 mL) milk
- Freshly ground pepper



Directions

1. In a small bowl, stir salt with paprika, thyme and pepper. Sprinkle over both sides of pork. Melt 3 tsp (15 mL) butter in large frying pan over medium-high heat. Cook pork 2 min a side or until a deep golden. Set aside on a platter. Meanwhile, using a sharp knife, scoop out apple core from both top and bottom of apple. Slice apple into rings 1/2-inch (1 cm) thick.
2. Add onion and garlic to pan (and remaining butter if needed). Stir 1 min. Add cider, stirring to remove any brown bits from bottom. Whisk in Dijon mustard. Return pork and any juices to pan; cover and simmer 5 min. Turn pork; add apple slices and simmer covered 3 to 5 more min until pork is cooked and apples are just tender. Remove pork and apples to a platter; cover to keep warm.
3. Boil cider mixture uncovered until liquid has nearly evaporated, about 1 min. Whisk flour into milk. Gradually whisk into cider mixture in pan. Stirring, bring to a boil; cook about 2 min until mixture thickens. Add pepper and salt if needed to taste. Stir any pork juices on platter back into sauce.
4. Serve pork with apple slices and sauce spooned over top.

Tips

Local apples are available year-round, not just in the fall. Choose varieties such as Cortland or Empire that hold their shape when cooked.

Let your child use a melon baller to help scoop out core.

Add 1 to 2 tbsp (15 to 30 mL) fresh thyme leaves to the sauce during the last 2 min of simmering. Substitute boneless skinless chicken for pork. Or use bone-in pork loin chops or pork tenderloin cut into medallions.

Items of Interest

FPYC is not endorsing these sites, but they may be of interest to our Club Members.

LIMANI AT FIFTY / LIMANI ON HESS https://limaniatfifty.com / Limani on Hess	GAMRU www.gamru.ca
Transport Canada – Safe Boating Guide Download PDF Here	Canadian Yachting http://www.canadianyachting.ca/
Government of Canada - Water levels forecast. https://www.tides.gc.ca/en/water-levels-forecast#lake-ontario	Sail-World https://www.sail-world.com/Canada
Sail-World Cruising https://www.sail-worldcruising.com	Spartan – Ocean Racing & Training https://www.spartanoceanracing.com/
POWER BOATING CANADA https://powerboating.com/lake-ontario/	Get My Boat https://www.getmyboat.ca
Sail Canada https://www.sailing.ca/	Press - Star Sailors League http://finals.starsailors.com/
Ontario Sailing https://ontariosailing.ca	Get VHF Radio Certified with Ease Read more